

USING THE TESTING AND EDUCATION REFERENCE CENTER TO PREPARE FOR ADVANCED PLACEMENT TESTS

If you are reading this you are either:

Trying to decide if you want to take an AP class or

taking an AP class and now you have to prepare for the test!

That's where the Testing & Education Reference Center comes in:

The Advanced Placement Practice test links will not work if you are not already on the [Inspire](http://inspire.in.gov) website.

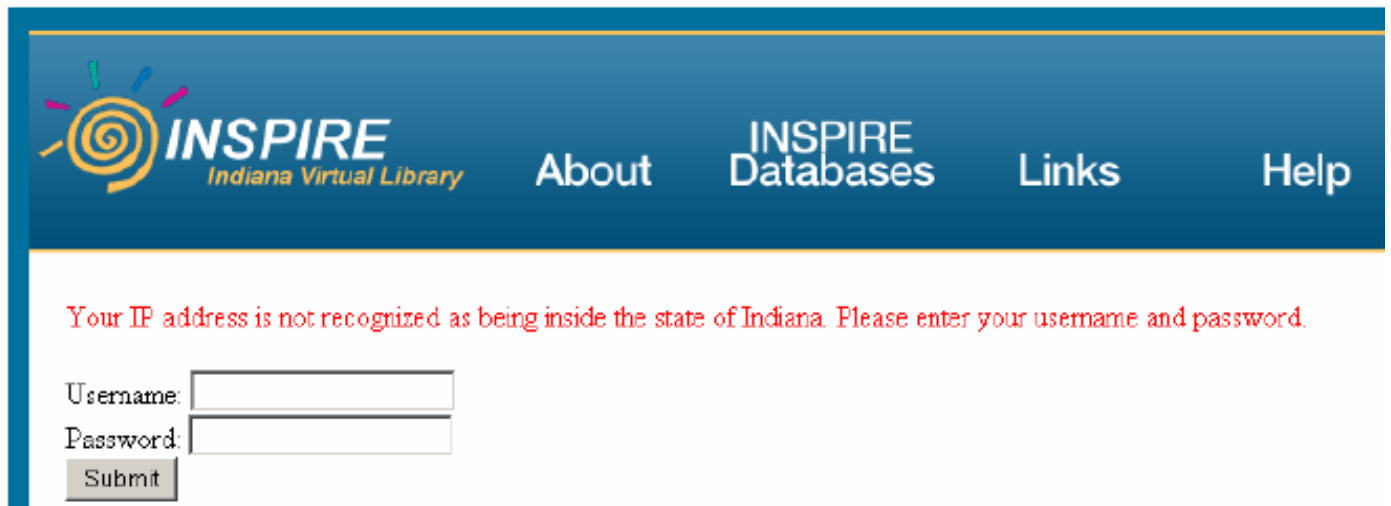


This database has lots of information to help you with AP exams as well as lots of other types of tests.

You can find it at www.inspire.in.gov. Inspire is a group of databases that all Indiana residents can use for free—thanks to the Indiana State Library. Inspire can usually tell that your computer is being used in Indiana.

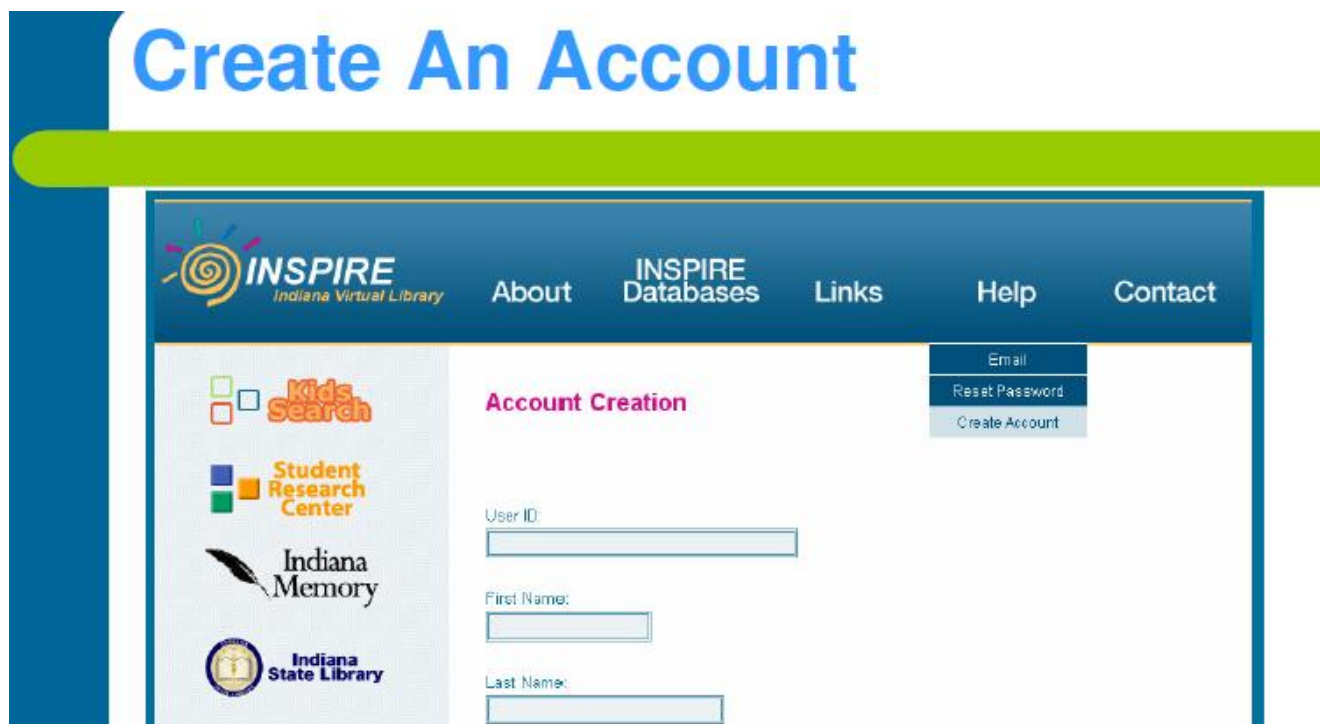
Occasionally, however, it will not recognize your internet provider as being in Indiana.

If you get a message like this, you will need to create an account.



The screenshot shows the top navigation bar of the INSPIRE website. The logo on the left reads "INSPIRE Indiana Virtual Library". To its right are the navigation links: "About", "INSPIRE Databases", "Links", and "Help". Below the navigation bar, a red error message states: "Your IP address is not recognized as being inside the state of Indiana. Please enter your username and password." Below the message are two input fields: "Username:" and "Password:". A "Submit" button is located below the password field.

To create an account, you simply click on the help tab, then click on [Create Account](#).




The screenshot shows the "Create An Account" page. The main heading is "Create An Account" in large blue letters. Below the heading is a navigation bar with the INSPIRE logo and links for "About", "INSPIRE Databases", "Links", "Help", and "Contact". On the left side, there are four logos: "Kids Search", "Student Research Center", "Indiana Memory", and "Indiana State Library". On the right side, there are three buttons: "Email", "Reset Password", and "Create Account". The "Create Account" button is highlighted. Below the buttons, the "Account Creation" section contains three input fields: "User ID:", "First Name:", and "Last Name:".

You will then get a temporary password immediately and a permanent password later in the mail.



Click on this icon to go to the Testing & Education Reference Center.

High School Tools



Test Prep

- [GED prep](#) - including GED
- [AP exams prep](#)
- [ASVAB prep](#) - prepare for
- [Academic Skills Questio](#)
with practice tests for math
writing.

Click on the [AP exams prep link](#).

Now you are ready to start finding your study materials and practice tests.


If you are considering taking an AP class at your high school:

That is awesome! These classes are more work than the average high school class, but you can earn college credit by taking the AP Exam. This will save you both time and money in college and it shows a college admissions office that you are serious about college. Browse through the practice materials to get a feel for what you need to know for the big exam!



If you are already taking an AP class (or two, or three):

You already know that these classes require a lot of work, especially since you are not just learning information for the next quiz, but for the national AP Exams in the spring.



This webpage will direct you to online study books and practice tests designed directly for your class. It also has information about AP test dates and test-taking strategies.

Online Practice Tests

Choose your test from the subjects listed below. There are 2 practice tests offered for each subject.

- [Biology](#)
- [Calculus AB](#)
- [Calculus BC](#)
- [Chemistry](#)
- [English Language and Composition](#)
- [English Literature and Composition](#)
- [European History](#)
- [Macroeconomics](#)
- [Microeconomics](#)
- [Physics B](#)
- [Physics C](#)
- [Psychology](#)
- [Spanish](#)
- [Statistics](#)
- [U.S. Government and Politics](#)
- [U.S. History](#)
- [World History](#)

Online Books

Choose your book from the list below.

- [AP European History](#)
- [AP Success Physics B/C](#)
- [AP World History](#)
- [Master AP Calculus AB & BC](#)
- [Master AP Chemistry](#)
- [Master AP English Language and Composition](#)
- [Master AP English Literature and Composition](#)
- [Master AP U.S. Government and Politics](#)
- [Master AP U.S. History](#)

Resources

- [Word of the Day](#)
- [Tips and Strategies](#)
- [Test Info, Dates, and Deadlines](#)

Articles

- [The Popularity of AP Classes is on the Rise](#)
- [Last-Minute Study Tips](#)
- [Beat Test Stress](#)

These Tests are covered at the Testing & Education Reference Center


This database will help you to do your best on [these AP exams](#):



- Biology
- Calculus AB
- Calculus BC
- Chemistry
- English Language and Composition
- English Literature and Composition
- European History
- Macroeconomics
- Microeconomics
- Physics B
- Physics C
- Psychology
- Spanish
- Statistics
- U.S. Government and Politics
- U.S. History
- World History

Online Study Books from Petersons

These books will give you an overview of the subjects covered in your class, stressing the most important topics. They also explain what is involved in each individual test, test-taking strategies, and tests to help you learn where you need to concentrate your studying. Each book also includes two complete timed practice tests.



[AP European History](#)

[AP Success Physics B/C](#)

[AP World History](#)

[Master AP Calculus AB & BC](#)

[Master AP Chemistry](#)

[Master AP English Lang. and Comp.](#)

[Master AP English Lit. and Comp.](#)

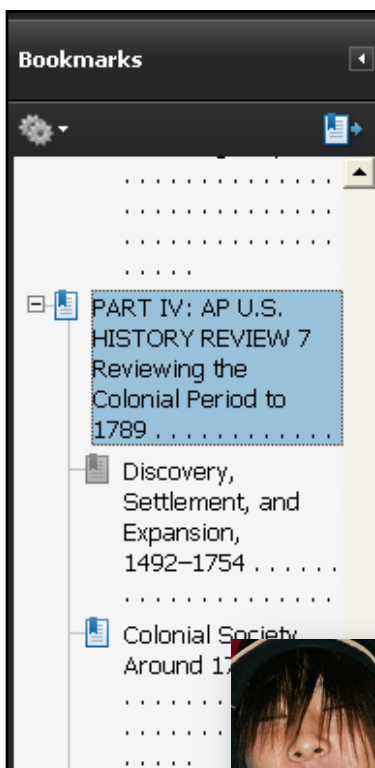
[Master AP U.S. Gov. and Politics](#)

[Master AP U.S. History](#)

Tips for Using the Online Study Books

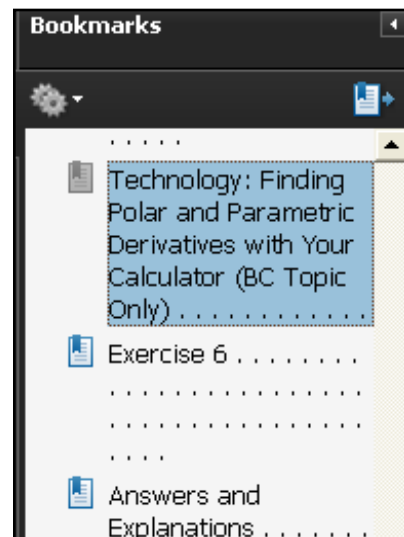
Are you just beginning your AP class? You can use these online books to reinforce what you are learning in class as you go along. To find your place, click on the book cover and a “bookmark” will appear on the left:

Scroll down until you see the topic you are learning in school right now. Classes will almost always follow the same order as the study book. Studying this way will allow you to make sure you understand the information the first time around.



Of course we don't **all** stay on top of classes like that! That's ok—the online study books also include Diagnostic Tests. These will help you figure out where you are a little fuzzy on some of the information. Then you can go back to the handy bookmark and concentrate your studying where you need it the most.

Each book will also include study plans that vary depending on how much time you have until exam time. The two-week Panic Plan is especially helpful!



When you click on the practice test for your subject, you will see a screen like this:

welcome overview and tests scores Lesson 1(x) more tabs » Close Test

Peterson's Practice Test for the AP U.S. History Overview and Tests

[Welcome](#)
[Help](#)

	Time	Status
Peterson's Practice Test for the AP U.S. History Overview		View
Peterson's Practice Test for the AP U.S. History Test 1	55 min	Resume Section
Peterson's Practice Test for the AP U.S. History Test 2	55 min	Start Section

Take the time to read the Overview (the first item on the list).

[Save & End Section](#)

[Pause](#)

[Save & Exit](#)

[Cancel & Exit](#)

[Help](#)

When you are ready to take the Practice test, click on test one or two. Once you start you may save and end the section (close and score the test), pause the test, close and save your work to finish at another time, or cancel all your work to redo it at another time.

You can take each practice test once in a 90-day period. After that, you can re-register for another 90-day period.



When you are done with the practice test, you can review your results. The test will tell you whether you answered correctly, incorrectly or if you skipped the question.

Within Time:	Total: 80	Correct: 52	Incorrect: 16	Not Answered: 12
Overall:	Total: 80	Correct: 52	Incorrect: 16	Not Answered: 12

Item	Correct/Incorrect	Your Answer	Correct Answer	Within Time
1	Correct	B	B	Yes
2	Correct	D	D	Yes
3	Incorrect	A	B	Yes
4	Correct	A	A	Yes
5	Correct	C	C	Yes
6	Correct	B	B	Yes
7	Incorrect	A	B	Yes
8	Not Answered			
9	Correct	A	A	Yes
10	Correct	C	C	Yes
11	Incorrect	B	D	Yes
12	Correct	B	B	Yes

By clicking on correct/incorrect you can jump back to the question to read it again with an explanation of the answer:

A significant difference between the Whigs and the Democrats in the years leading up to the Civil War was the Whigs':

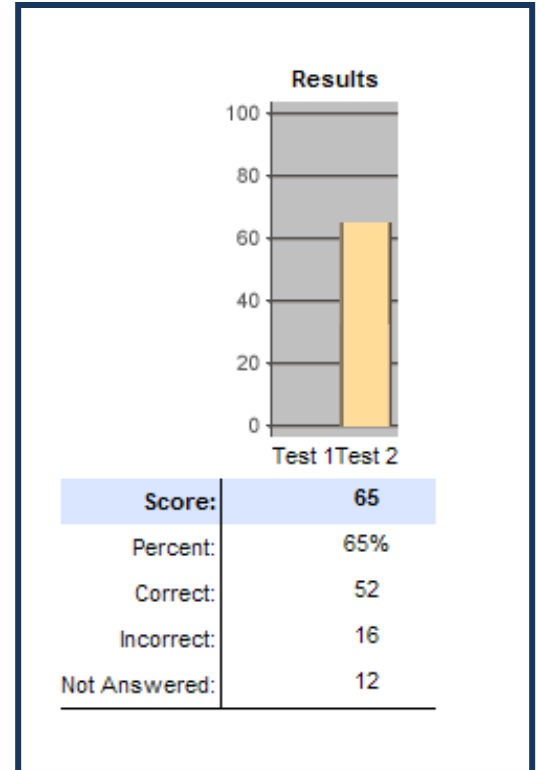
- a. support for states's rights
- b. support for a broad interpretation of the role of the federal government
- c. support for low tariffs
- d. opposition to internal improvements
- e. opposition to industrialization

The correct answer is (B). The Whig Party was supported mainly by wealthy planters and businessmen who supported a broad interpretation of the role of the federal government. The Democratic Party in contrast was supported mainly by middle-class and small farmers as well as laborers who believed in state and local authority. Choices (A), (C), (D), and (E) are the opposite of Whig beliefs.

By clicking the scores tab on the bar at the top of the page, you can see how you did.

The multiple choice is only 50% of your score.

Remember, a total score of 60% will give you a 4 on the actual exam!



The practice tests and online study books will help you do your best. Don't forget, however, to read the tips and strategies and the article, "[How to Beat Test Stress](#)". AP tests *are* stressful, but when it's all over you will be glad you put in the extra effort.



Parents and AP Exams

Advanced Placement Classes are more than just classes for the academically-inclined student. They are in-depth studies into a subject followed by an incredibly difficult comprehensive exam. There are several things you can do:

- Talk to your student and the teacher about what is involved in taking an AP course.
- Give your student extra time to study
- Encourage your student to plan ahead in order to prepare for the test.

This Database guide includes a sample one-month planning sheet

- Discuss whether an actual study book would be better fit with your student—they are available at all major bookstores
- Suggest setting up a study group—some students learn best when discussing or teaching the material to others
- Help your student set a reasonable sleep schedule 3-4 days before the test.



- Make sure your student is eating regular meals—and provide a good breakfast the day of the test!

After the Exam

Most students feel discouraged about how they did on the Exam, since it is so difficult. Congratulate your student on getting through the class and the Exam—it is quite an accomplishment! Time to celebrate (and wait for the results to come in July)!



AP U.S. History (APUSH) One Month Study Guide

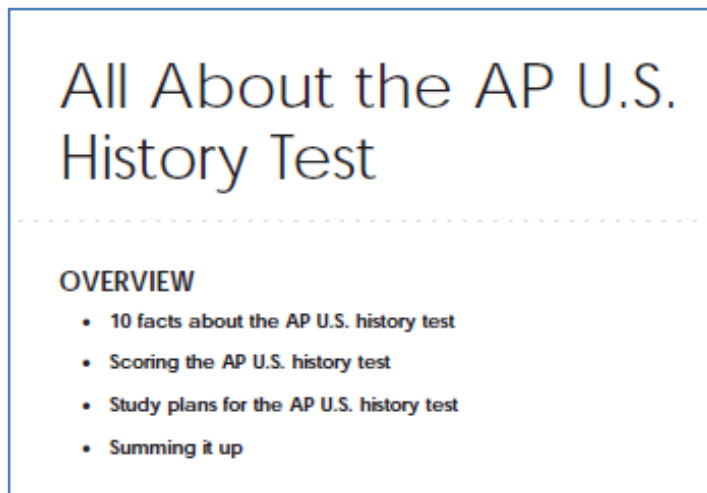

The Indiana State Library allows all residents of Indiana to have free access to the Testing & Education Reference Center. You can find this database at www.inspire.in.gov. The study guide, [Master AP U.S. History](#), is available online at this site and outlines 18-week and 9-week study plans as well as a 2-week “panic” plan. Students tell me that most of their teachers start reminding them to study about one month before the test. This four week study plan can be tailored to how much time you actually have in each week.

Week 1:

*Set up a username and password on the [Testing and Education Reference Center](#). You can do this by first going to www.inspire.in.gov, then following the links to AP Exams and then clicking on the APUSH online test or the Study Guide. This allows the website to verify that you are in Indiana and are allowed to use the database for free. Check the test date and any fees you need to pay. Write this on your calendar and your parent’s calendars. *You cannot take the test at any other time.*

The links to the APUSH practice test will only work if you are already on the [Inspire](#) website

*Read “**Before You Begin and Part I** in the online [Master AP U.S. History](#). The link will take you to the online book, but then you will need the bookmark on the left side to find the section. You can also use the paperback book if you prefer to buy it. Remember that it changes a bit every year.



* Read Part III “[Answering Multiple Choice Questions](#)” on pages 67-69. Work through all the practice questions.

*Take [Practice Test 1](#), the multiple choice section only. Use the online test, if possible, so that it will score it for you. This is a 55 minute timed test. Set aside enough time to do the whole section from start to finish.

Sample question:

Which of the following was passed in 1798 primarily to defeat Democratic Republicans?

- a. Alien and Sedition Acts
- b. Welfare Reform Act
- c. War Powers Resolution
- d. Homestead Act
- e. 12th Amendment

Don't blindly guess! You are trying to find out what you **don't** know. However, if you can eliminate two answers as wrong, then an educated guess is a good idea.

*Review all the answers for the multiple choice test—including the questions you got right. Look again at those you missed. Are they from a certain period in history? Did you miss a few days of school? Another question to ask yourself is whether you miss a certain kind of question. Do you do well with questions about people and events but not treaties or dates? You will be able to use this information to tailor your studying to your weak areas. How did you score? This will tell you how you would do on the exam if you took it today.

Within Time:	Total: 80	Correct: 52	Incorrect: 16	Not Answered: 12
Overall:	Total: 80	Correct: 52	Incorrect: 16	Not Answered: 12

Item	Correct/Incorrect	Your Answer	Correct Answer	Within Time
1	Correct	B	B	Yes
2	Correct	D	D	Yes
3	Incorrect	A	B	Yes
4	Correct	A	A	Yes
5	Correct	C	C	Yes
6	Correct	B	B	Yes
7	Incorrect	A	B	Yes
8	Not Answered			
9	Correct	A	A	Yes
10	Correct	C	C	Yes
11	Incorrect	B	D	Yes
12	Correct	B	B	Yes

Remember, this exam is designed to be very hard! You only need 60% to score a 4.

***Look at the plan for weeks two and three** and make notes on the chapters and information where you are weakest.

***Consider whether there are any time periods where you are especially weak**, perhaps because of illness or any other time-consuming activities like a sport or school play. Start with this chapter before beginning your chronological review.



***Review [Chapter 7](#) “Reviewing the Colonial Period to 1789”** (move this to Week 2 if you have decided to focus on another time period first).

Week 2

*** [Read Part III “Writing a 9 Essay”](#)** beginning on page 81.

***Take the [Essay portion of the test](#) using a timer.** The essays do not have a minimum length so make sure you concentrate on quality instead of filling up the page. These will be just like your class essays. Take time to organize your thoughts before you begin writing.



***Read over the essay “answer” section and evaluate your essay** using the rubric and guidelines on pages 62 and 63. You may want to have a teacher or APUSH classmate also score this for you.



***Review [Chapter 8](#) “The Constitution and Important Supreme Court Cases”**


***Review [Chapter 9](#) “Reviewing the New Nation to Mid-Century”**

Week 3

***Take [Practice Test 2 Multiple Choice](#) and review answers**

***Read [Part III Chapter 5 “Writing the DBQ Essay”](#) and [Chapter 6 “Writing the Free Response Essays”](#).**

***[Take Essay portion of Practice Test 2](#) and evaluate your essay.**






*Review [Chapter 10](#) “Reviewing the Events leading to the Civil War and its Aftermath”

*Review [Chapter 11](#) “Becoming an Urban and Industrial World Power”

Week 4

*Review [Chapter 12](#) “Reviewing the Twentieth Century from 1915 to the Present”



*[Take practice Test 1 including essays](#) at one sitting using a timer. If you did both practice tests online, you will need to use the Test 1 in the online study book. Print out the answer sheet and do it by hand—just like the real

AP exam. Review all answers and score essays. How did you do?


Review any sections that you feel you are weak in.

*Review “[Scoring the AP US History Test](#)” page 6 and [Part III “ Answering Multiple Choice Questions”](#) on pages 67-69.

Two days before the Exam:

No more studying! Cramming just makes you nervous. Make sure you go to bed at a *reasonable* time the last couple of days.

Morning of Exam:




Eat breakfast (even if you don’t usually eat breakfast). Go for something with protein like an egg, string cheese or yogurt and something with carbohydrates like toast or fruit. This is not the day for a breakfast of soda and sugary cereal (sorry)! Take a snack like a granola bar for the break.

Good luck—you are well-prepared and will do great!



The Testing & Education Center provides much more than Advanced Placement test help for young adults. A variety of tests have study materials available. If you are a high school student, this database has loads of material that will help you do your best on tests and on planning your future after high school.



ASVAB

The Armed Services Vocational Aptitude Battery: online study book and online practice tests are available. There is also a link to the [Official ASVAB site](#).



The available.





PSAT

Online study book and practice tests

ACT

Practice tests, two study guides and links to official ACT sites.



SAT

Practice tests and a wide variety of online study books, as well as helpful articles.

CLEP Online Practice Tests

Choose your test from the subjects listed below. There are 3 practice tests offered for each subject.

- [American Government](#)
- [American Literature](#)
- [Analyzing and Interpreting Literature](#)
- [Biology](#)
- [Business Law](#)
- [Calculus](#)
- [Chemistry](#)
- [College Algebra](#)
- [College Mathematics](#)
- [English Composition](#)
- [Financial Accounting](#)
- [Freshman Composition](#)
- [Human Growth & Development](#)
- [Humanities](#)
- [Information Systems and Computer Applications](#)
- [Introduction to Educational Psychology](#)
- [Introductory Psychology](#)
- [Introductory Sociology](#)
- [Natural Sciences](#)
- [Pre-Calculus](#)
- [Principles of Macroeconomics](#)
- [Principles of Management](#)
- [Principles of Microeconomics](#)
- [Social Sciences and History](#)
- [Spanish Language](#)
- [U.S. History I](#)
- [U.S. History II](#)
- [Western Civilization I](#)
- [Western Civilization II](#)

Students from middle school through high school may also want to use the Academic Skills Question banks to find out their weaker areas before they take standardized tests.

Academic Skills Question Banks

For students in middle school (Grades 6-8) or students in high school (Grades 9-12), the Academic Skills Question Banks can be used to drill and practice with grade-appropriate content in four subjects: Mathematics, Reading, Writing, and Science.

Each Question Bank contains several question sets, broken down by subject. After finishing each question set, you will be able to view complete explanations for each question, and see a report on your score.

Use these Question Banks to figure out your strengths and weaknesses, and to practice your basic skills.

Question Banks

Choose your question bank from the list below.

- [Mathematics, Grades 6-8](#)
- [Mathematics, Grades 9-12](#)
- [Reading, Grades 6-8](#)
- [Reading, Grades 9-12](#)
- [Science, Grades 9-12](#)
- [Writing, Grades 6-8](#)
- [Writing, Grades 9-12](#)

Articles

- [Last-Minute Study Tips](#)
- [How to Beat Test Stress](#)
- [Master Standardized Tests](#)





[GED](#)

GED practice tests are available in both English and Spanish. A GED study guide (in English) also contains three practice tests and a wide variety of tips and test-taking advice.

[Family College Planning Center](#)

The Family College Planning Center helps families plan for the college years. This page pulls all the above tests together with financial aid information and college search information

Family College Planning Center

Your Planning Guide

The Family College Planning Center is your online resource center for test preparation, college search, financial aid, and career planning.

Student Checklist

Get college planning advice for each year of high school.

- [Grade 9](#)
- [Grade 10](#)
- [Grade 11](#)
- [Grade 12](#)

Parents' Checklist

Not sure how to help your child through the college search process? Check out the planning timelines for parents.

- [Grade 9](#)
- [Grade 10](#)
- [Grade 11](#)
- [Grade 12](#)



Even more material is helpful to post-high school students. Tests for graduate level studies, career exams and even the U.S. Citizenship Exam can be found here!



This database can help you get a great start on your future. It's up to you to use it!